



# English Language Arts Content

Illinois

## Critical Reasoning

Percentage of Overall English Language Arts Instructional Time

Alignment re-centered: 0.51

Administration Year: 2011

Administration Year: 2011

Viewing: IL Perf. Descript Gr. G Data

Viewing: CCSS Gr. 7 Data

Data Cut: All Data

Data Cut: All Data

Count: 1

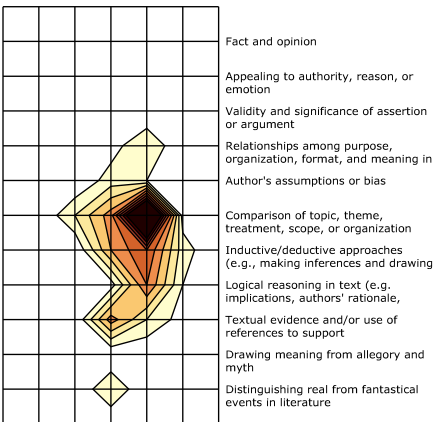
Count: 1

Update Map

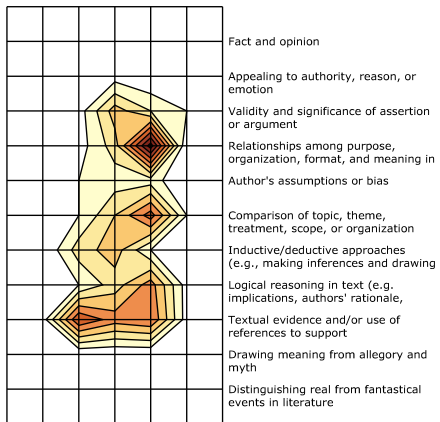
Return to Coarse Grai



Contour Interval - 0.2% of Content Coverage Adjust Contour Interval: 0.2%



Memorize/Recall  
Perform Procedures/Explain  
Generate/Create/Demonstrate  
Analyze/Investigate  
Evaluate/Integrate



Memorize/Recall  
Perform Procedures/Explain  
Generate/Create/Demonstrate  
Analyze/Investigate  
Evaluate/Integrate



# English Language Arts Content

Illinois

## Critical Reasoning

Percentage of Overall English Language Arts Instructional Time

Alignment re-centered: 0.41

Administration Year: 2011

Administration Year: 2011

Viewing: ACT Readiness Eng & Read Gr. 9\_12 Data

Viewing: CCSS Gr. 9\_12 Data

Data Cut: All Data

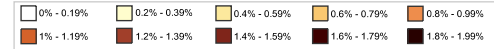
Data Cut: All Data

Count: 1

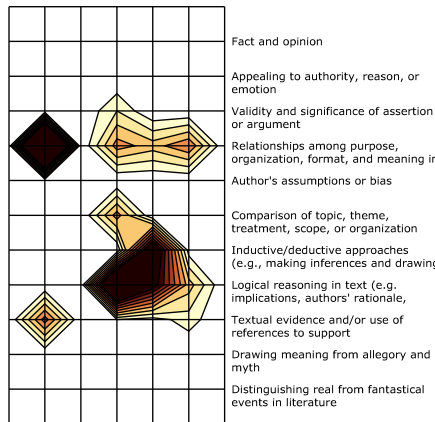
Count: 1

Update Map

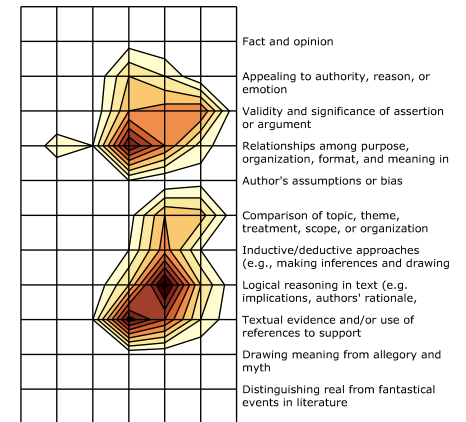
Return to Coarse Grai



Contour Interval - 0.2% of Content Coverage Adjust Contour Interval: 0.2%



Memorize/Recall  
Perform Procedures/Explain  
Generate/Create/Demonstrate  
Analyze/Investigate  
Evaluate/Integrate



Memorize/Recall  
Perform Procedures/Explain  
Generate/Create/Demonstrate  
Analyze/Investigate  
Evaluate/Integrate