


Orchestrating Active Learning

Tips for Managing Active Engagement



Composed and Performed by
Patricia Tylka (ptylka@comcast.net)
Raising Student Achievement Conference
December 5, 2011

The Maestro



- Chooses the music
- Arranges the ensembles
- Assigns the seats
- Expects everyone to play
 - Turns
 - Time
 - Shared Materials
- Conducts the orchestra





Conductor's Cues

1. Quiet signal
2. Starter signal
3. Who goes first?



Planned Pairs and Teams

Rank sort the class



Duo

- 1 top $\frac{1}{4}$
- 1 middle $\frac{1}{2}$
- OR
- 1 low $\frac{1}{4}$
- 1 middle $\frac{1}{2}$



Quartet


- 1 top $\frac{1}{4}$
- 2 middle $\frac{1}{2}$
- 1 low $\frac{1}{4}$



RANDOM PAIRS: Pair up

Students

- stand up,
- put a hand up, and
- pair up with the student closest to them



Adapted from Kagan Publishing: Kagan, Spencer and Miguel Kagan.
Kagan Cooperative Learning. San Clemente, CA: Kagan 2009.

ptylka@comcast.net



RANDOM PAIRS: Line Up

Line up by


(Tip: Have students write before they line up.)

- Birth date or birth date math ($5 + 28 + 1999$)
- Silly math problem (shoe size + siblings + first number in street address + lucky number, etc.)
- Guess a number (fun fact, candies in bowl, etc.)
- Number written on a handout
- Alphabetical (by name, street name, pet name, favorite restaurant, etc.)



Random Pairs: Token Ideas

- Index cards or paper strips
 - Song/singer or Movie/star, etc.
 - Word/picture or English/Spanish
 - Geographical feature/Country or city/state
 - Stickers or symbols
- Playing cards, Lotto cards, pogs, etc.
- Puzzle pieces (use post cards, greeting cards, pictures, etc.)

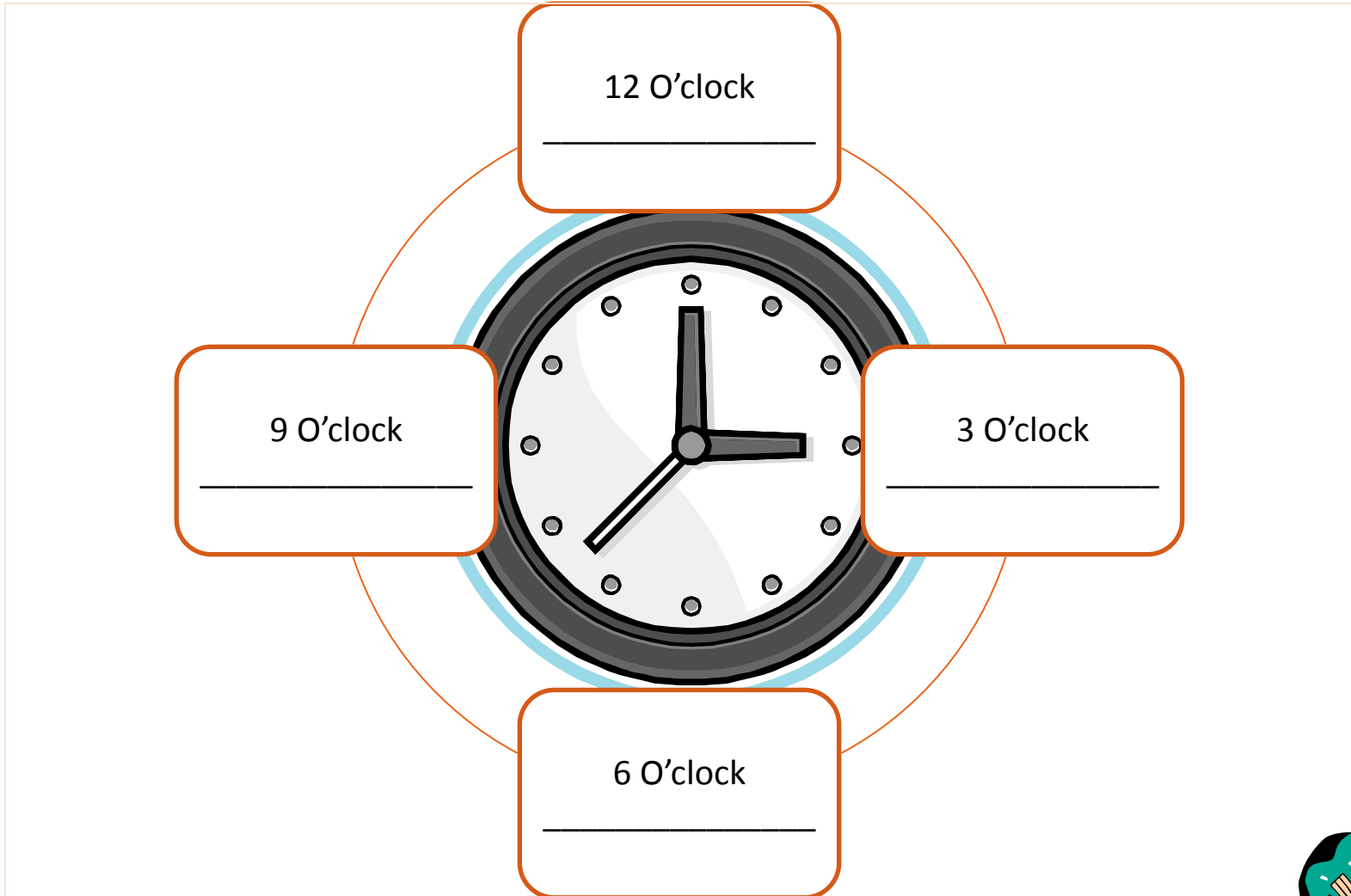


LEARNING PARTNERS: What's Your Favorite?


Favorite	Mrs. T.	You	Classmate name
Holiday	Christmas		
Fast food place	Subway		
Sport to watch or play	Basketball		
Season	Fall		
Cola drink	Pepsi		
Type of music	Classic rock		
Class in school	Band		
Amusement ride	Roller coaster		
Candy bar	Snickers		
Sports team	Bears		
Type of restaurant	Mexican		
Type of Book	Suspense		



LEARNING PARTNERS: All Around the Clock



Study Buddies



Comfy
Couch _____



Library _____



Kitchen
Table _____



Bookstore _____



Strategy: Mind Streaming

(Project CRISS; Kagan, 1994)

Use when students answer an open-ended question or summarize out loud

Preferred grouping: Duo

1. Student A talks for 30 seconds (or until time is called.)
2. Student B talks for 30 seconds (or until time is called).

(If a student runs out of things to say, the partner can ask a question.)



Strategy: 10/2 Lecture

(Brechtl, 2001; Kagan 1994)

Use after teacher has presented information for 10 minutes. Students process information aloud.

Preferred grouping: Duo Time: 2 minutes

1. Student A states an idea
2. Student B states an idea
3. Student A states another idea
4. Student B states another idea

(Students continue until time is called.)



Strategy: Pattern Puzzles

(Project CRISS; Kagan, 1994)

Preferred grouping: Duo, Trio or Quartet

1. Students divide the “puzzle” pieces equally. (Use index cards, sentence strips, cells in a cartoon, etc.)
2. One student lays a piece on the table.
3. The student to his right adds a piece, explaining his rationale for placement.
4. Teammates agree or suggest another placement.
5. When the piece has been placed, the next student puts out a piece, giving his rationale, etc.
6. “Play” continues until all pieces are placed and the “puzzle” is accurately completed.



Strategy: Three-Minute Pause

(Buehl, 2001)

Preferred grouping: Trio

During the three-minute pause

1. Student A summarizes the information.
2. Student B identifies an interesting idea.
3. Student C asks a question or makes a prediction.

(Tip: Begin with 30 seconds or less and add time as students become proficient.)



Strategy: Read And Say Something

(Project CRISS)

Preferred grouping: Quartet

1. Student A reads a paragraph.
2. Student B summarizes paragraph.
3. Student C asks a content based question.
4. Student D answers the question.
5. Reading, summarizing, questioning and answering rotates.



Strategy: Venn Diagram

(Project CRISS; Kagan , 1994)

Preferred grouping: Duo

Materials: **One** pen, **one** paper per pair.

1. Teacher provides (or students create) a Venn graphic organizer.
2. Students label the circles with the two items to be compared
3. Working in partners, students take turns filling in the Venn.

Use same sharing strategy for a KWL chart, a matrix, steps of a problem, a study guide, questions worksheet, etc.



Strategy: ABC Brainstorming

(Project CRISS; Kagan , 1994)

Preferred grouping: Duo, Trio, or Quartet

Materials: One paper and one pencil per group

1. Student A writes an answer and passes the pencil to Student B.
2. Student B writes an answer and passes the pencil .
3. Continue taking turns until the squares are filled.



Strategy: Discussion Web

(Project CRISS; Kagan , 1994)

Preferred grouping: Trio or Quartet

Materials: Each student has one or two **Talking Chips**

1. Student A begins conversation by putting in 1 chip.
2. Each student adds to the conversation, putting in a chip as he/she talks.
3. When a student has no more chips, he/she may not add to the discussion.
4. When all chips are used, students may take them back and continue discussion, until time is up.

(Ideas for chips: pencils, game pieces, pogs, rocks)



Carousel Brainstorming

(Project CRISS; Kagan , 1994)

Preferred grouping: Trio or Quartet

1. Teams stand at different stations where an idea or question is posted on chart paper.
2. At teacher's signal, students brainstorm responses.
When teacher calls time, the writer hands the marker to another student.
3. Teams rotate to new stations repeat as above.
4. Groups may continue to carousel until all have visited each station, rotating writers at each station.
5. Groups revisit each station to see what has been written.



Resources

Brechtel, M. *Bringing it all Together: Language and Literacy in the Multicultural Classroom*. Carlsbad, CA: Dominie P., 2001.

Kagan, Spencer and Miguel Kagan. *Kagan Cooperative Learning*. San Clemente, CA: Kagan 2009.

Santa, Carol M., Lynn T. Havens and Bonnie J. Valdes. *Creating Independence through Student-owned Strategies*. Dubuque, IA: Kendall/Hunt, 2004.

